

Q1 What school does your child currently attend?If you have more than one child attending an EIPS school or a child who attends classes at more than one EIPS school, complete this survey for each one.

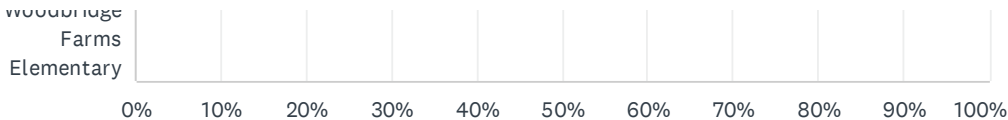
Answered: 22      Skipped: 0

School	Elementary	Jr High	High School
A.L. Horton Elementary			
Ardrossan Elementary			
Ardrossan Junior Senior High			
Bev Facey Community High			
Brentwood Elementary			
Bruderheim School			
Clover Bar Junior High			
Davidson Creek Elementary			
École Campbelltown			
École Parc Élémtaire			
F.R. Haythorne Junior High			
Fort Saskatchewan Christian			
Fort Saskatchewan Elementary			
Fort Saskatchewan High			
Fultonvale Elementary Junior High			
Glen Allan Elementary			
Heritage Hills Elementary			
James Mewat			

2024-25 EIPS Annual Feedback Survey: For Parents and Caregivers

James Mowat Elementary										
Lakeland Ridge										
Lamont Elementary										
Lamont High										
Mills Haven Elementary										
Mundare School										
Next Step Fort Saskatchewan										
Next Step Sherwood Park										
Next Step Vegreville										
Pine Street Elementary										
Rudolph Hennig Junior High										
Salisbury Composite High										
Sherwood Heights Junior High										
SouthPointe School										
Strathcona Christian Academy...										
Strathcona Christian Academy...										
Uncas Elementary										
Vegreville Composite High										
Wes Hosford Elementary										
Westboro Elementary										
Win Ferguson Elementary										
Woodbridge										

2024-25 EIPS Annual Feedback Survey: For Parents and Caregivers



# 2024-25 EIPS Annual Feedback Survey: For Parents and Caregivers

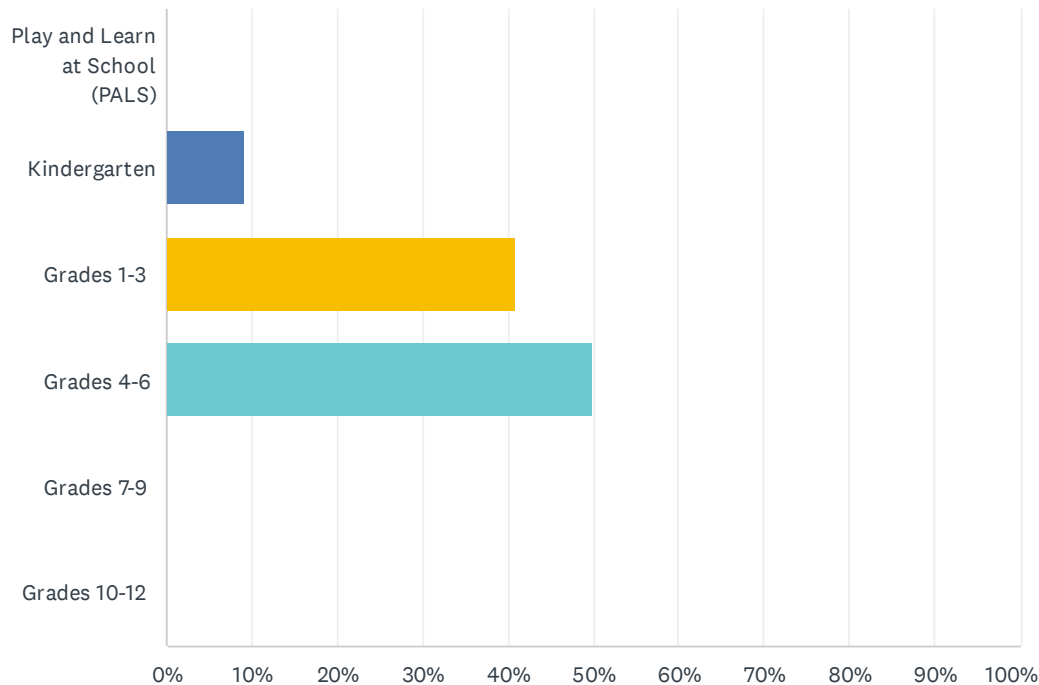
ANSWER CHOICES	RESPONSES	
A.L. Horton Elementary	0.00%	0
Ardrossan Elementary	0.00%	0
Ardrossan Junior Senior High	0.00%	0
Bev Facey Community High	0.00%	0
Brentwood Elementary	0.00%	0
Bruderheim School	100.00%	22
Clover Bar Junior High	0.00%	0
Davidson Creek Elementary	0.00%	0
École Campbelltown	0.00%	0
École Parc Élémentaire	0.00%	0
F.R. Haythorne Junior High	0.00%	0
Fort Saskatchewan Christian	0.00%	0
Fort Saskatchewan Elementary	0.00%	0
Fort Saskatchewan High	0.00%	0
Fultonvale Elementary Junior High	0.00%	0
Glen Allan Elementary	0.00%	0
Heritage Hills Elementary	0.00%	0
James Mowat Elementary	0.00%	0
Lakeland Ridge	0.00%	0
Lamont Elementary	0.00%	0
Lamont High	0.00%	0
Mills Haven Elementary	0.00%	0
Mundare School	0.00%	0
Next Step Fort Saskatchewan	0.00%	0
Next Step Sherwood Park	0.00%	0
Next Step Vegreville	0.00%	0
Pine Street Elementary	0.00%	0
Rudolph Hennig Junior High	0.00%	0
Salisbury Composite High	0.00%	0
Sherwood Heights Junior High	0.00%	0
SouthPointe School	0.00%	0
Strathcona Christian Academy Elementary	0.00%	0

2024-25 EIPS Annual Feedback Survey: For Parents and Caregivers

Strathcona Christian Academy Secondary	0.00%	0
Uncas Elementary	0.00%	0
Vegreville Composite High	0.00%	0
Wes Hosford Elementary	0.00%	0
Westboro Elementary	0.00%	0
Win Ferguson Elementary	0.00%	0
Woodbridge Farms Elementary	0.00%	0
TOTAL		22

Q2 What grade is your child currently in?

Answered: 22    Skipped: 0



ANSWER CHOICES	RESPONSES	
Play and Learn at School (PALS)	0.00%	0
Kindergarten	9.09%	2
Grades 1-3	40.91%	9
Grades 4-6	50.00%	11
Grades 7-9	0.00%	0
Grades 10-12	0.00%	0
TOTAL		22

Q3 As a result of being in the Play and Learn at School (PALS) program, my child’s demonstrating growth in their development.

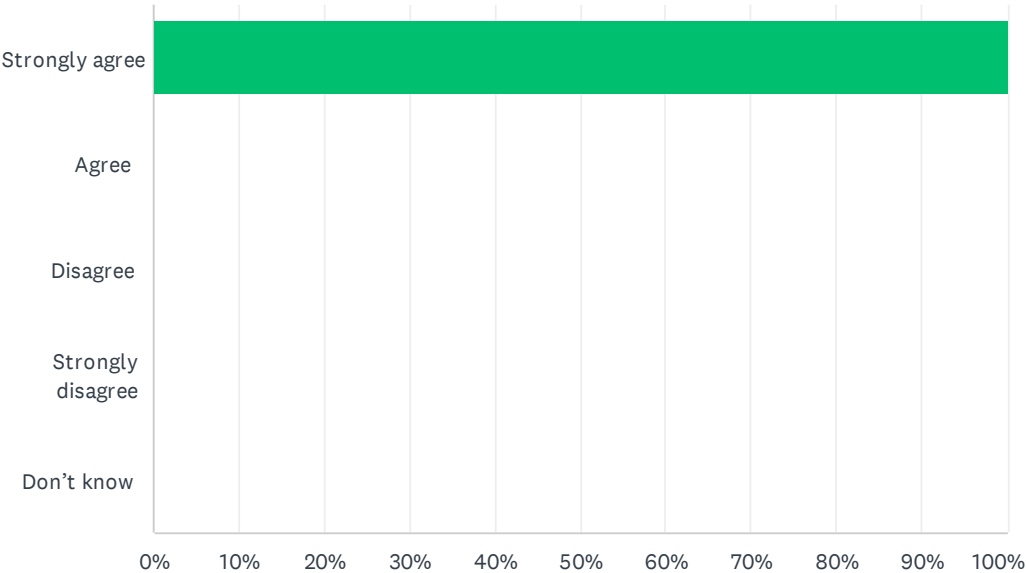
Answered: 0    Skipped: 22

 No matching responses.

ANSWER CHOICES	RESPONSES	
Strongly agree	0.00%	0
Agree	0.00%	0
Disagree	0.00%	0
Strongly disagree	0.00%	0
Don't know	0.00%	0
TOTAL		0

Q4 As a result of being in the kindergarten program, my child’s becoming ready to enter Grade 1.

Answered: 2    Skipped: 20

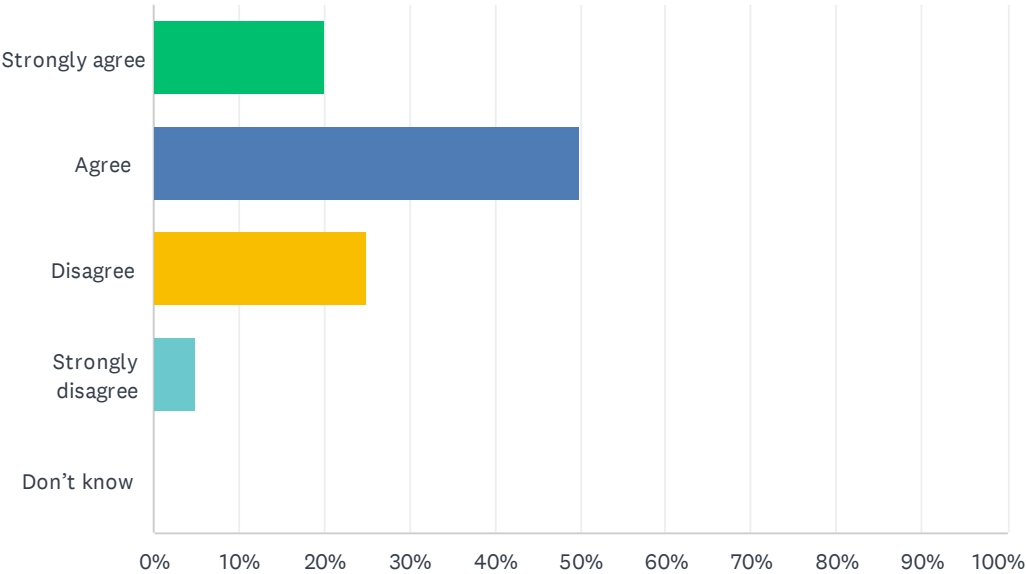


ANSWER CHOICES	RESPONSES	
Strongly agree	100.00%	2
Agree	0.00%	0
Disagree	0.00%	0
Strongly disagree	0.00%	0
Don't know	0.00%	0
TOTAL		2



Q5 My child's individual needs are met.

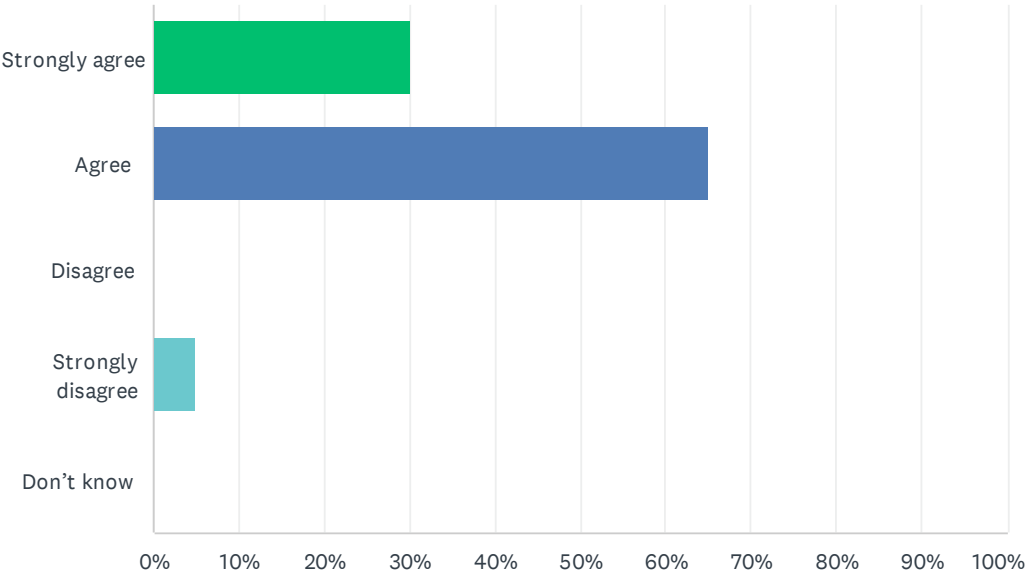
Answered: 20    Skipped: 2



ANSWER CHOICES	RESPONSES	
Strongly agree	20.00%	4
Agree	50.00%	10
Disagree	25.00%	5
Strongly disagree	5.00%	1
Don't know	0.00%	0
TOTAL		20

Q6 My child's encouraged to do their best.

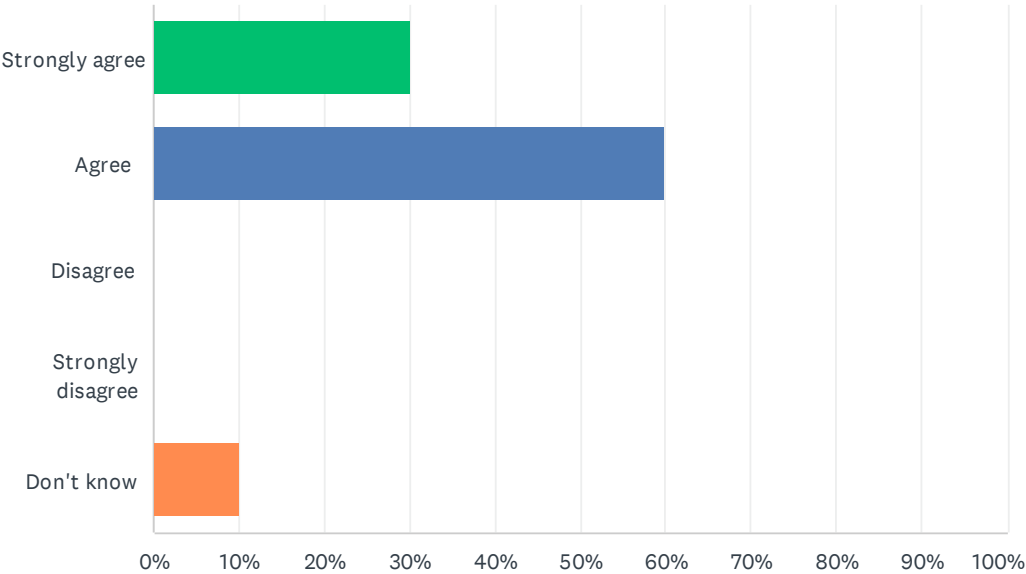
Answered: 20    Skipped: 2



ANSWER CHOICES	RESPONSES	
Strongly agree	30.00%	6
Agree	65.00%	13
Disagree	0.00%	0
Strongly disagree	5.00%	1
Don't know	0.00%	0
TOTAL		20

Q7 My child's demonstrating growth in literacy.

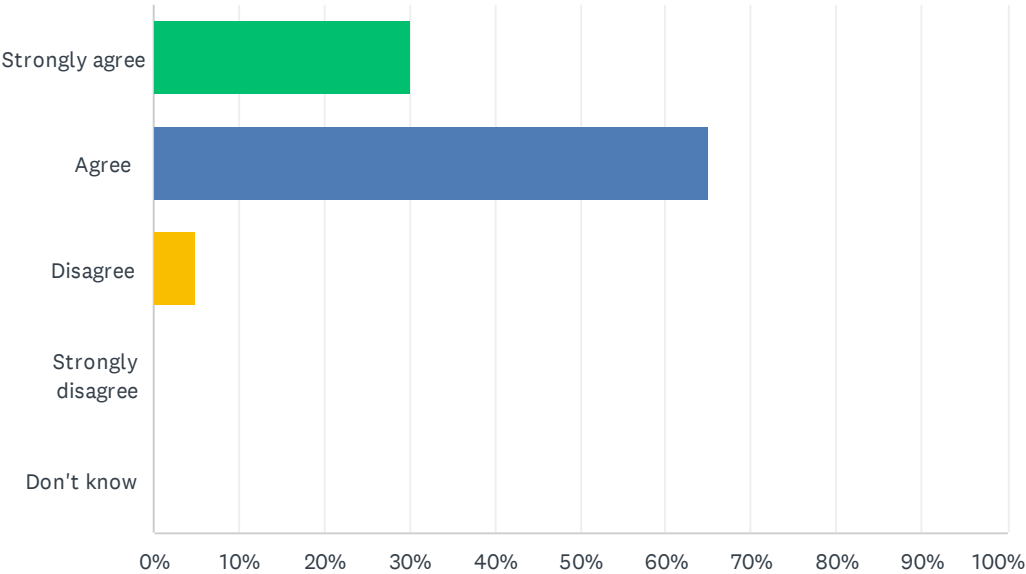
Answered: 20    Skipped: 2



ANSWER CHOICES	RESPONSES	
Strongly agree	30.00%	6
Agree	60.00%	12
Disagree	0.00%	0
Strongly disagree	0.00%	0
Don't know	10.00%	2
TOTAL		20

Q8 My child's demonstrating growth in numeracy.

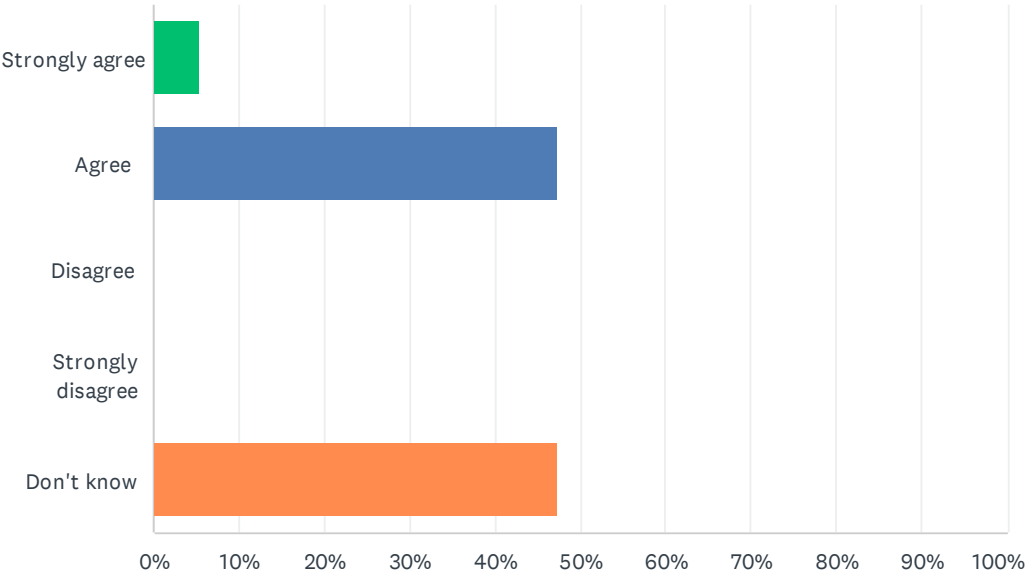
Answered: 20    Skipped: 2



ANSWER CHOICES	RESPONSES	
Strongly agree	30.00%	6
Agree	65.00%	13
Disagree	5.00%	1
Strongly disagree	0.00%	0
Don't know	0.00%	0
TOTAL		20

Q9 My child has an understanding of First Nations, Métis and Inuit culture and history.

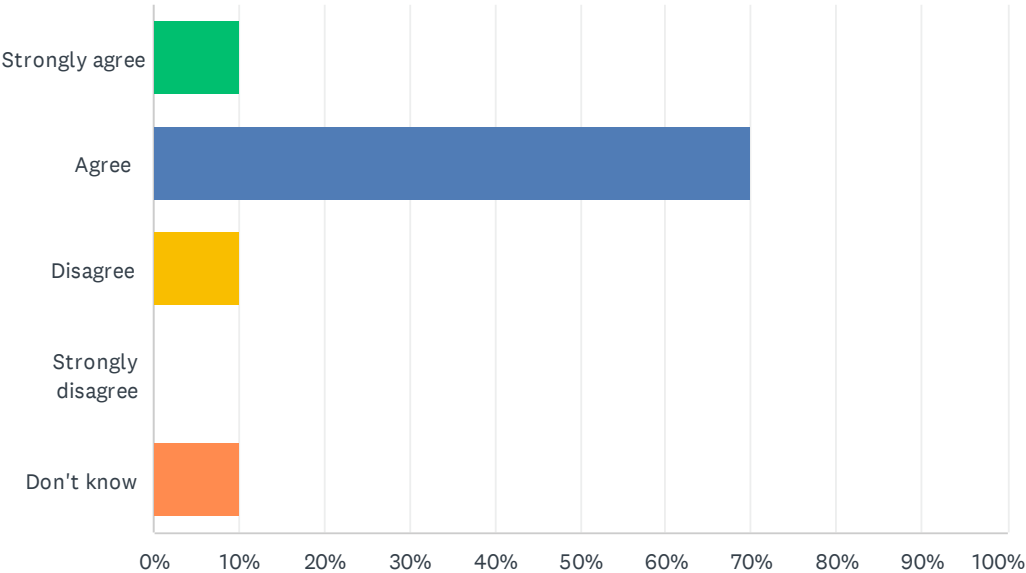
Answered: 19   Skipped: 3



ANSWER CHOICES	RESPONSES	
Strongly agree	5.26%	1
Agree	47.37%	9
Disagree	0.00%	0
Strongly disagree	0.00%	0
Don't know	47.37%	9
TOTAL		19

Q10 My child's learning the knowledge, skills and attitudes necessary to be successful in life.

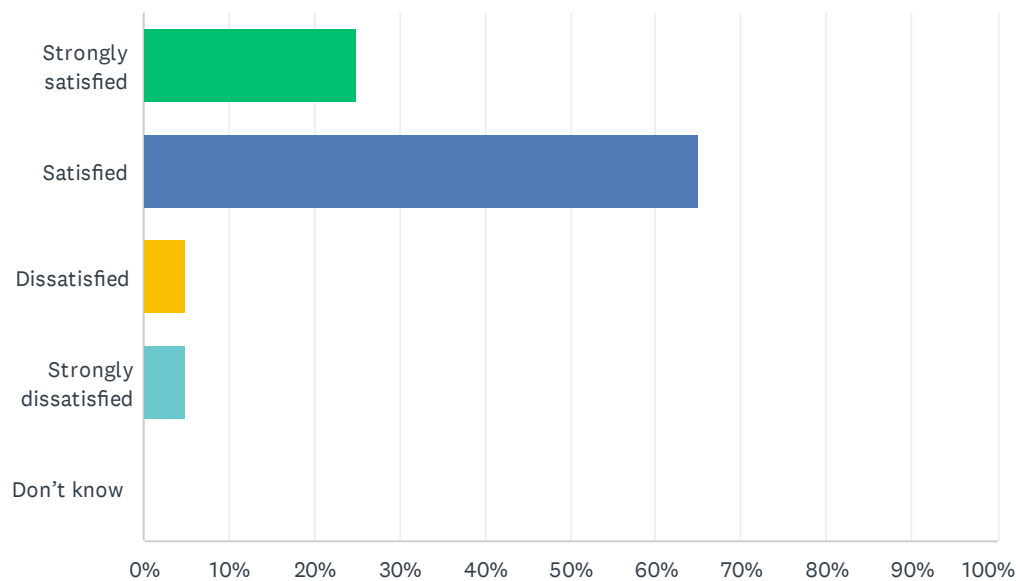
Answered: 20   Skipped: 2



ANSWER CHOICES	RESPONSES	
Strongly agree	10.00%	2
Agree	70.00%	14
Disagree	10.00%	2
Strongly disagree	0.00%	0
Don't know	10.00%	2
TOTAL		20

Q11 How satisfied are you with the quality of education your child's receiving at school?

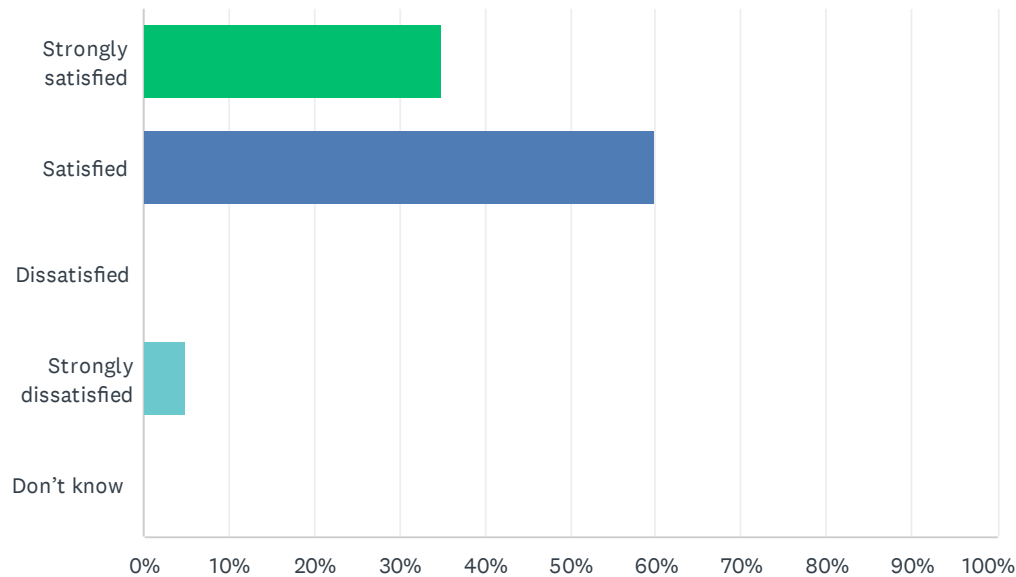
Answered: 20    Skipped: 2



ANSWER CHOICES	RESPONSES	
Strongly satisfied	25.00%	5
Satisfied	65.00%	13
Dissatisfied	5.00%	1
Strongly dissatisfied	5.00%	1
Don't know	0.00%	0
TOTAL		20

Q12 How satisfied are you with the quality of teaching at your child’s school?

Answered: 20    Skipped: 2

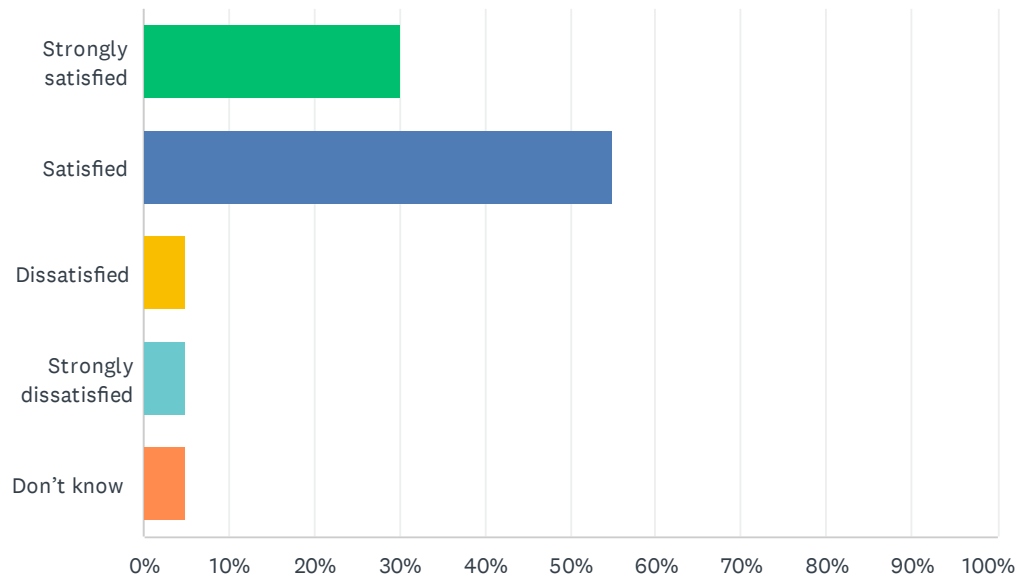


ANSWER CHOICES	RESPONSES	
Strongly satisfied	35.00%	7
Satisfied	60.00%	12
Dissatisfied	0.00%	0
Strongly dissatisfied	5.00%	1
Don't know	0.00%	0
TOTAL		20



Q13 How satisfied are you with the leadership at your child's school?

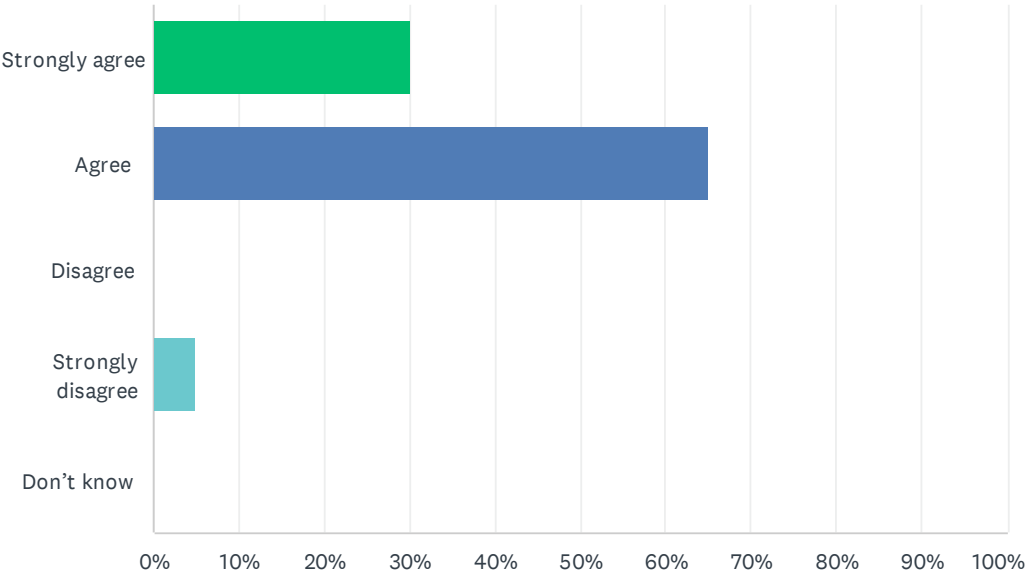
Answered: 20    Skipped: 2



ANSWER CHOICES	RESPONSES	
Strongly satisfied	30.00%	6
Satisfied	55.00%	11
Dissatisfied	5.00%	1
Strongly dissatisfied	5.00%	1
Don't know	5.00%	1
TOTAL		20

Q14 My child’s school encourages my child to be a responsible, respectful and engaged citizen.

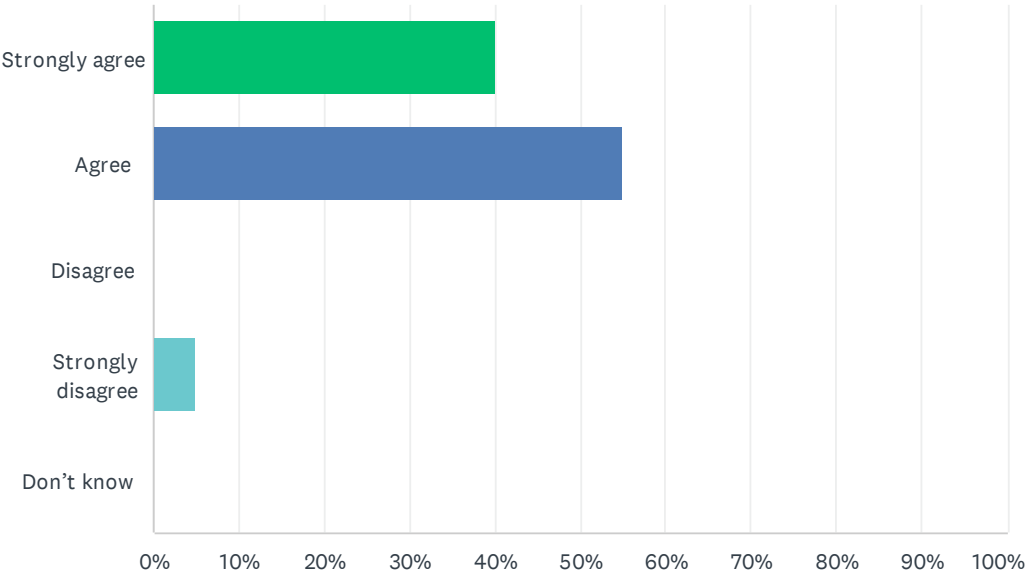
Answered: 20    Skipped: 2



ANSWER CHOICES	RESPONSES	
Strongly agree	30.00%	6
Agree	65.00%	13
Disagree	0.00%	0
Strongly disagree	5.00%	1
Don't know	0.00%	0
TOTAL		20

Q15 School staff care about my child.

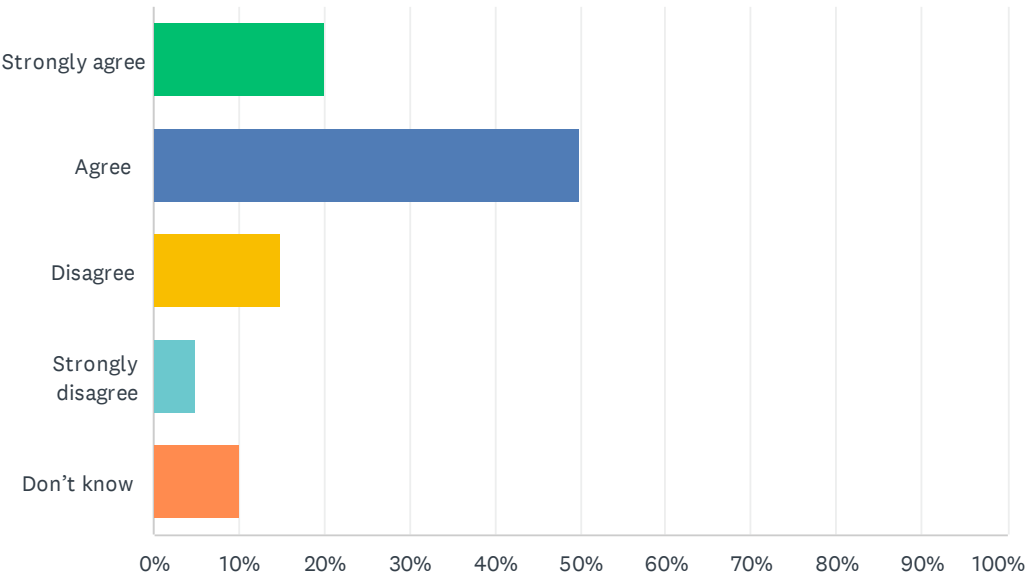
Answered: 20    Skipped: 2



ANSWER CHOICES	RESPONSES	
Strongly agree	40.00%	8
Agree	55.00%	11
Disagree	0.00%	0
Strongly disagree	5.00%	1
Don't know	0.00%	0
TOTAL		20

Q16 My child’s school handles discipline fairly and reasonably.

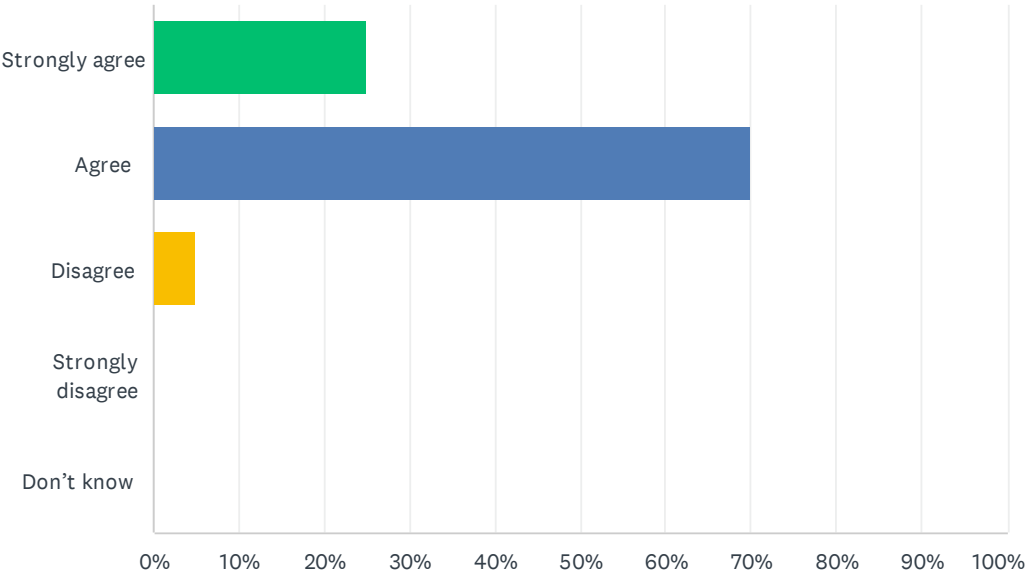
Answered: 20    Skipped: 2



ANSWER CHOICES	RESPONSES	
Strongly agree	20.00%	4
Agree	50.00%	10
Disagree	15.00%	3
Strongly disagree	5.00%	1
Don't know	10.00%	2
TOTAL		20

Q17 My child's school is safe.

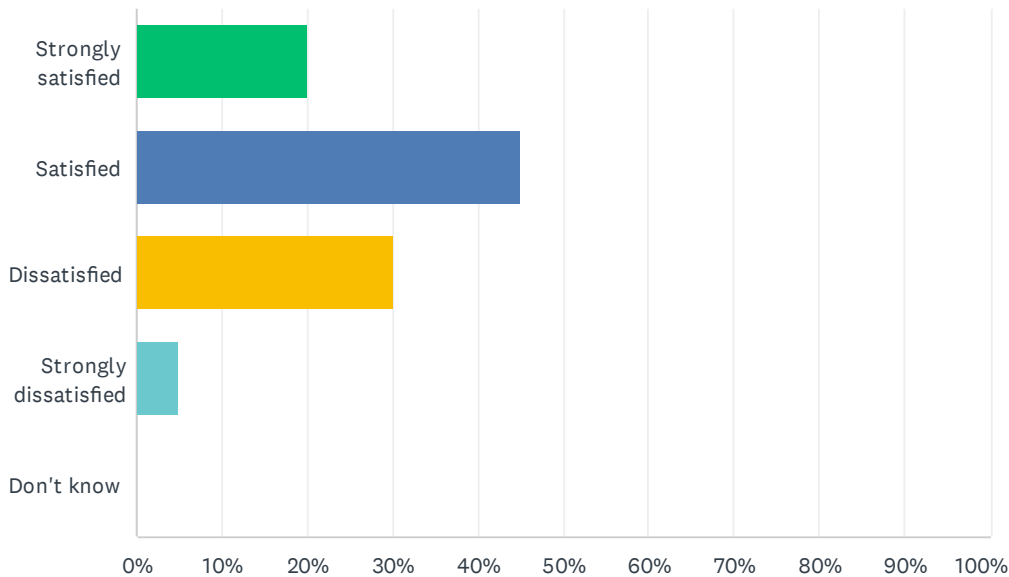
Answered: 20    Skipped: 2



ANSWER CHOICES	RESPONSES	
Strongly agree	25.00%	5
Agree	70.00%	14
Disagree	5.00%	1
Strongly disagree	0.00%	0
Don't know	0.00%	0
TOTAL		20

Q18 How satisfied are you with the resources available to support your child's learning?

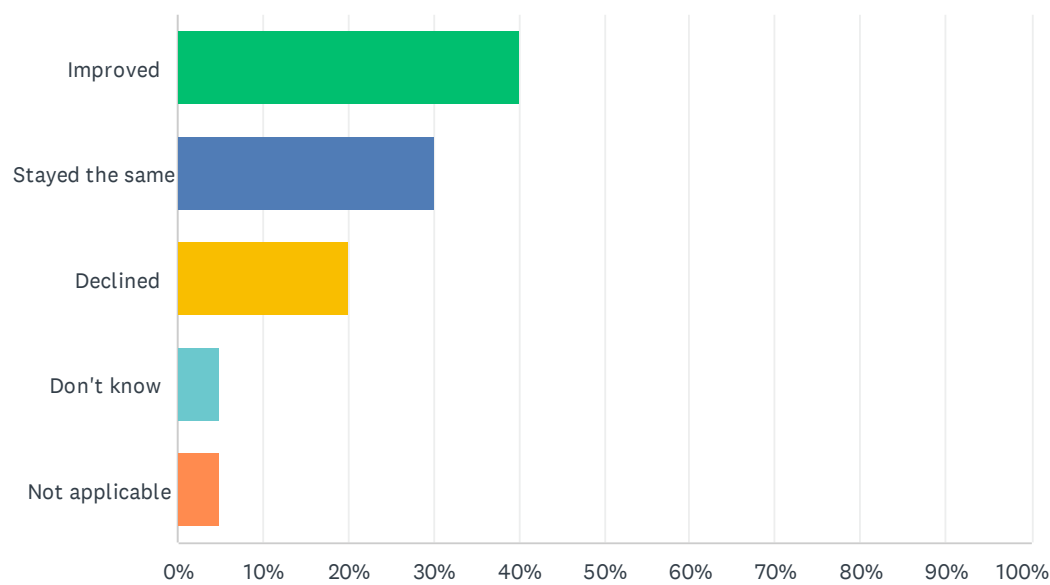
Answered: 20    Skipped: 2



ANSWER CHOICES	RESPONSES	
Strongly satisfied	20.00%	4
Satisfied	45.00%	9
Dissatisfied	30.00%	6
Strongly dissatisfied	5.00%	1
Don't know	0.00%	0
TOTAL		20

Q19 In your opinion, has the quality of education your child's experienced improved, stayed the same or declined in the past three years?

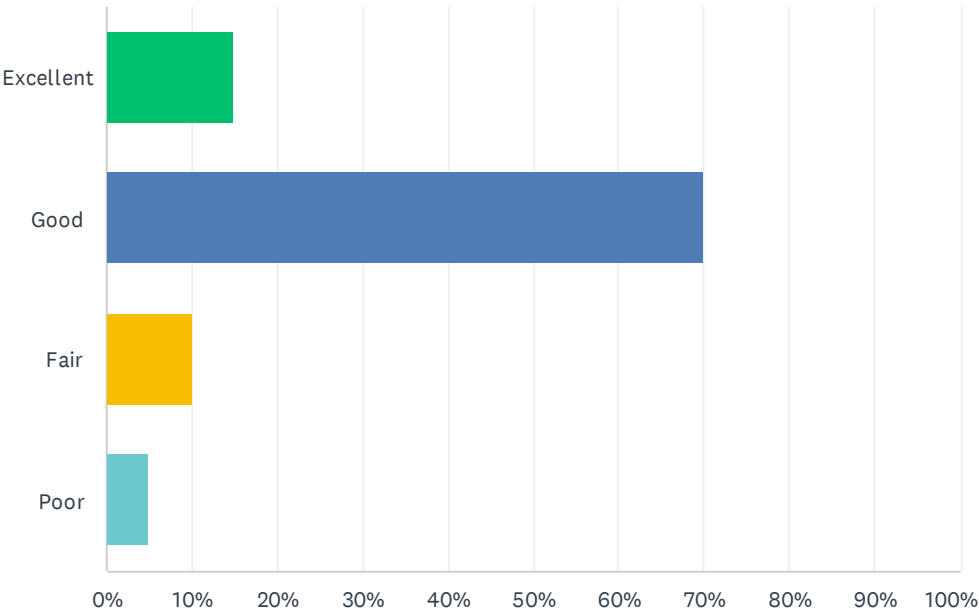
Answered: 20    Skipped: 2



ANSWER CHOICES	RESPONSES	
Improved	40.00%	8
Stayed the same	30.00%	6
Declined	20.00%	4
Don't know	5.00%	1
Not applicable	5.00%	1
TOTAL		20

Q20 How do you rate the physical condition of your child's school?

Answered: 20    Skipped: 2

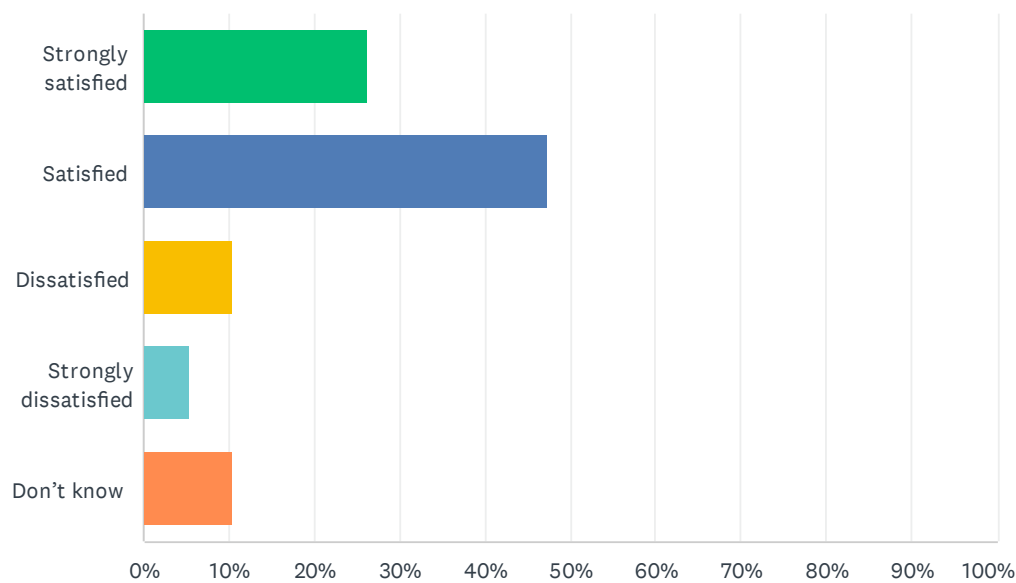


ANSWER CHOICES	RESPONSES	
Excellent	15.00%	3
Good	70.00%	14
Fair	10.00%	2
Poor	5.00%	1
TOTAL		20



Q21 How satisfied are you with the opportunities provided to be involved in your child's education?Refer to the EIPS Parent Engagement overview for examples of involvement and engagement opportunities that help support student success.

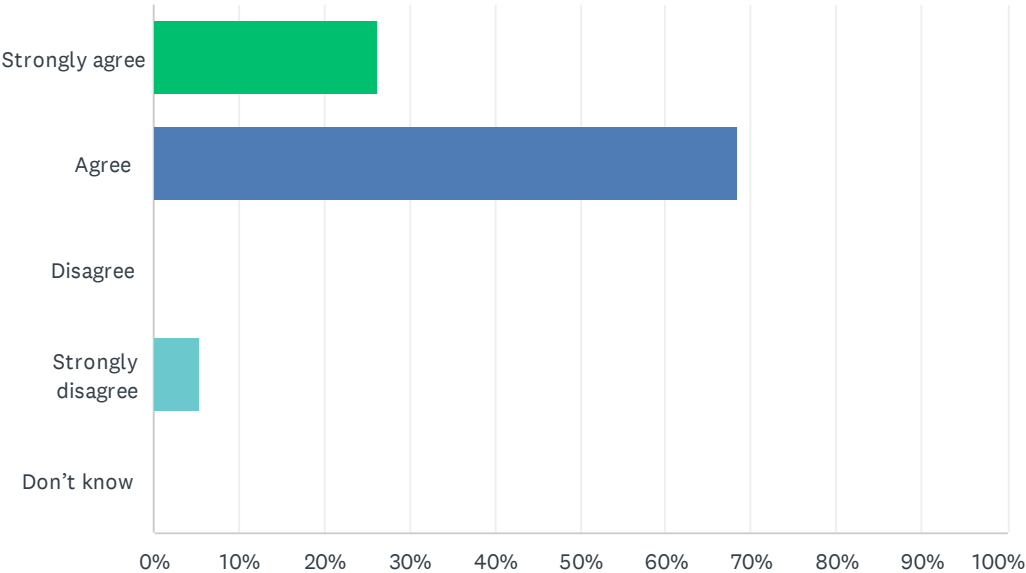
Answered: 19    Skipped: 3



ANSWER CHOICES	RESPONSES	
Strongly satisfied	26.32%	5
Satisfied	47.37%	9
Dissatisfied	10.53%	2
Strongly dissatisfied	5.26%	1
Don't know	10.53%	2
TOTAL		19

Q22 The school keeps me informed about my child's progress and achievement.

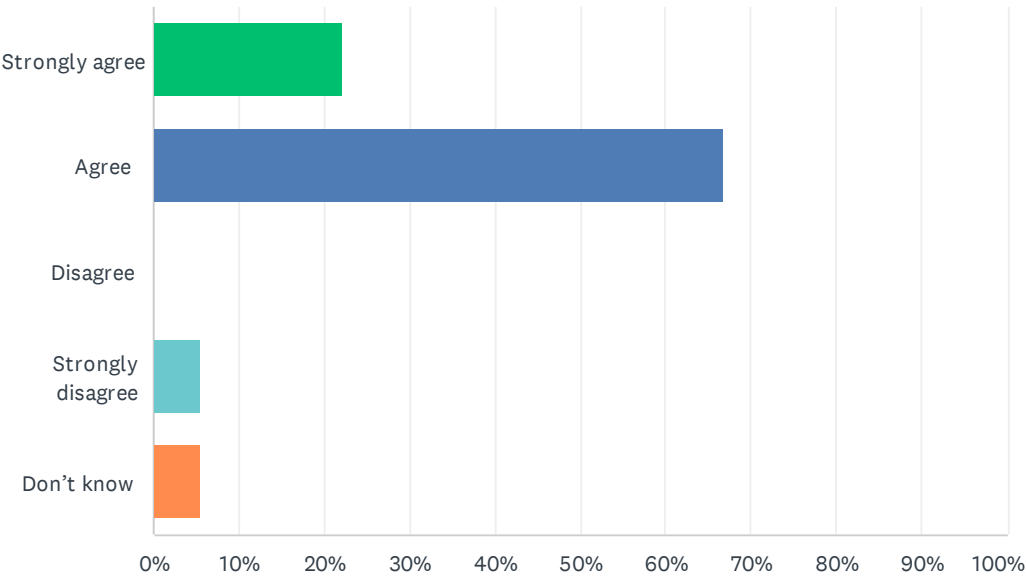
Answered: 19   Skipped: 3



ANSWER CHOICES	RESPONSES	
Strongly agree	26.32%	5
Agree	68.42%	13
Disagree	0.00%	0
Strongly disagree	5.26%	1
Don't know	0.00%	0
TOTAL		19

Q23 There is open and honest communication within my child's school.

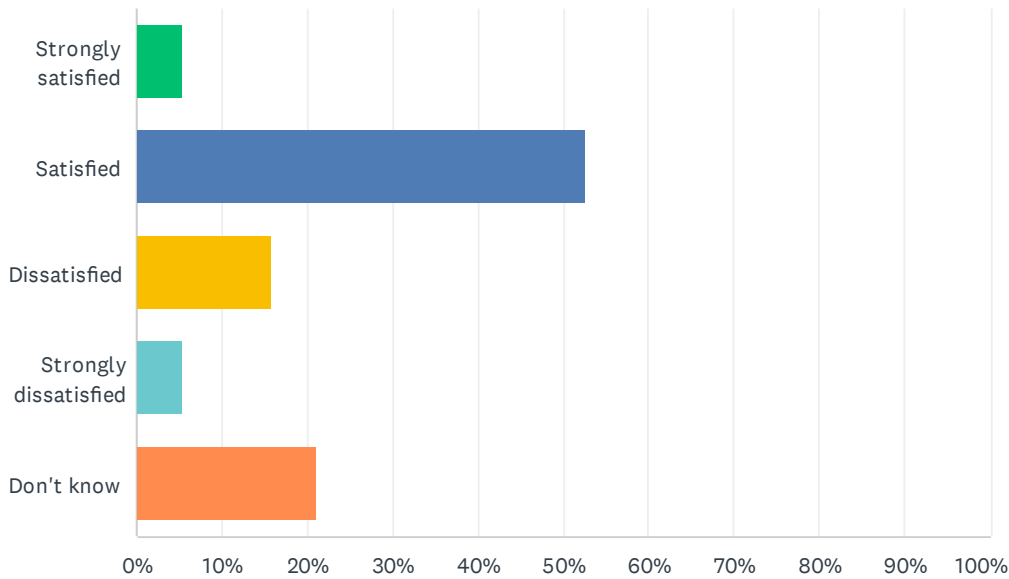
Answered: 18    Skipped: 4



ANSWER CHOICES	RESPONSES	
Strongly agree	22.22%	4
Agree	66.67%	12
Disagree	0.00%	0
Strongly disagree	5.56%	1
Don't know	5.56%	1
TOTAL		18

Q24 How satisfied are you with the Division’s commitment to engaging stakeholders—including parents and caregivers—about matters that affect decision-making and public education?Refer to the list of recent public engagement efforts throughout EIPS for examples of involvement and engagement opportunities.

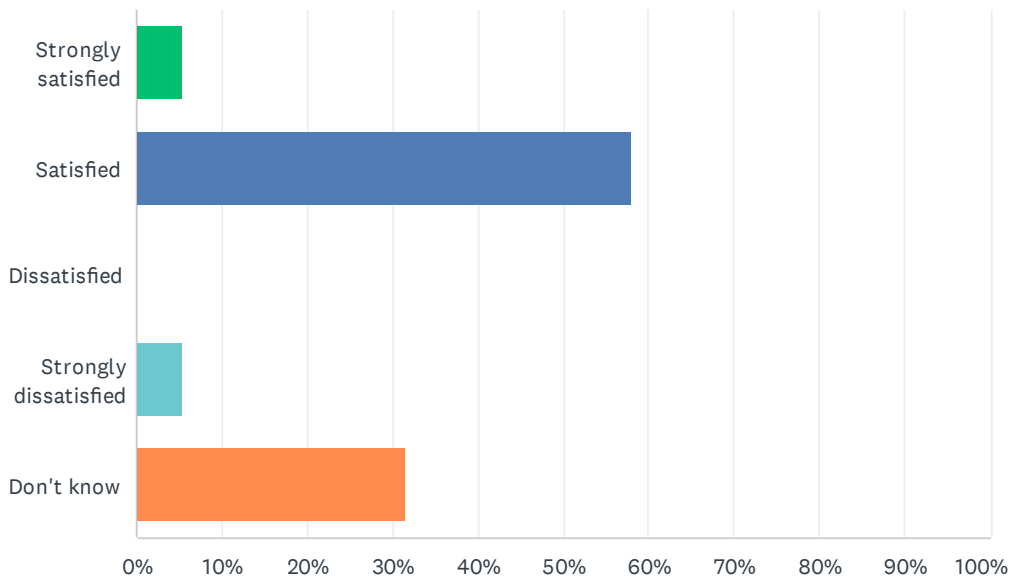
Answered: 19    Skipped: 3



ANSWER CHOICES	RESPONSES	
Strongly satisfied	5.26%	1
Satisfied	52.63%	10
Dissatisfied	15.79%	3
Strongly dissatisfied	5.26%	1
Don't know	21.05%	4
TOTAL		19

Q25 How satisfied are you with the Division’s commitment to advocating for public education?Refer to the Board Advocacy page for examples of ongoing advocacy work of the Board of Trustees.

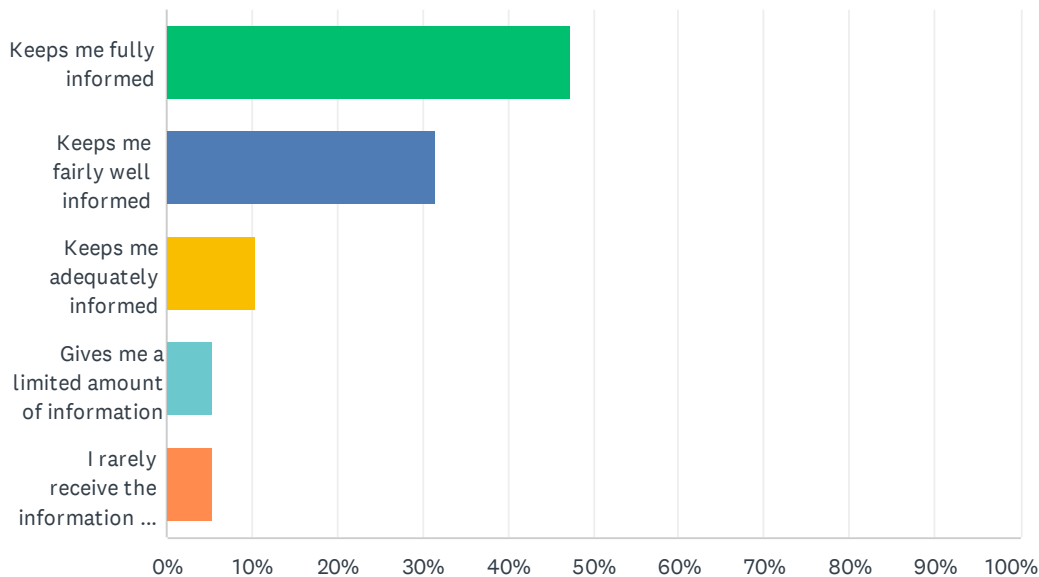
Answered: 19    Skipped: 3



ANSWER CHOICES	RESPONSES	
Strongly satisfied	5.26%	1
Satisfied	57.89%	11
Dissatisfied	0.00%	0
Strongly dissatisfied	5.26%	1
Don't know	31.58%	6
TOTAL		19

Q26 Elk Island Public Schools appreciates the opportunity to stay connected with parents and caregivers about news, activities, programs and other matters of importance. What is your impression of the communication you receive from your child's school?

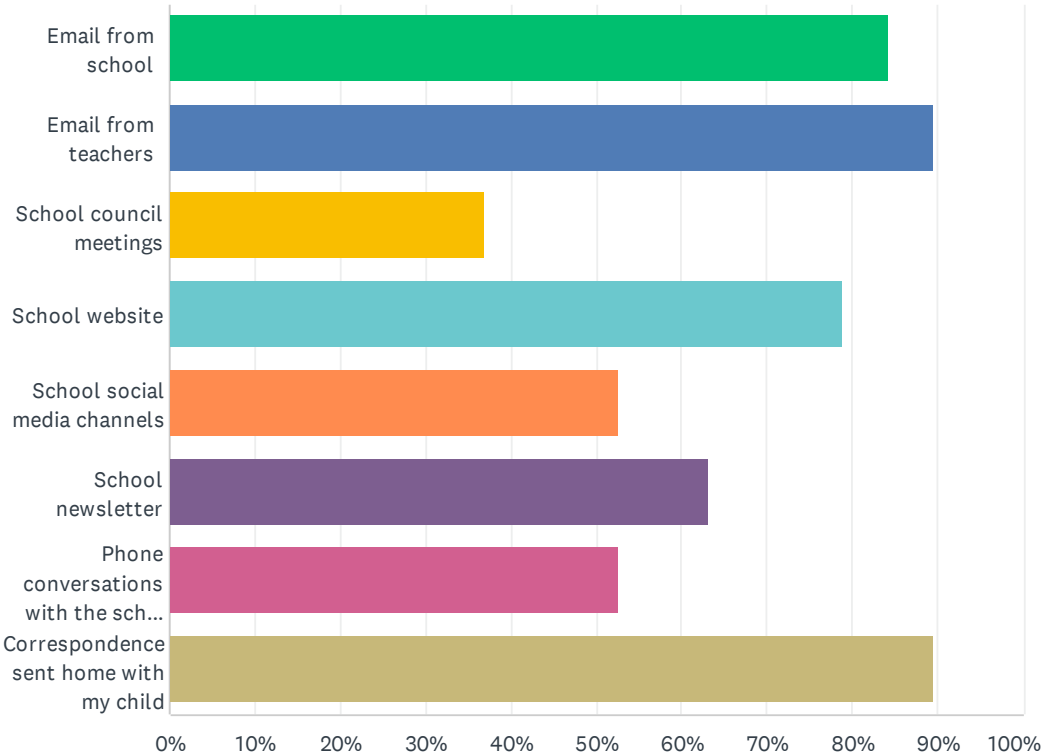
Answered: 19    Skipped: 3



ANSWER CHOICES	RESPONSES	
Keeps me fully informed	47.37%	9
Keeps me fairly well informed	31.58%	6
Keeps me adequately informed	10.53%	2
Gives me a limited amount of information	5.26%	1
I rarely receive the information I need	5.26%	1
TOTAL		19

Q27 Do you regularly make use of the following to keep up to date on school activities, programs, etc.? Check all that apply.

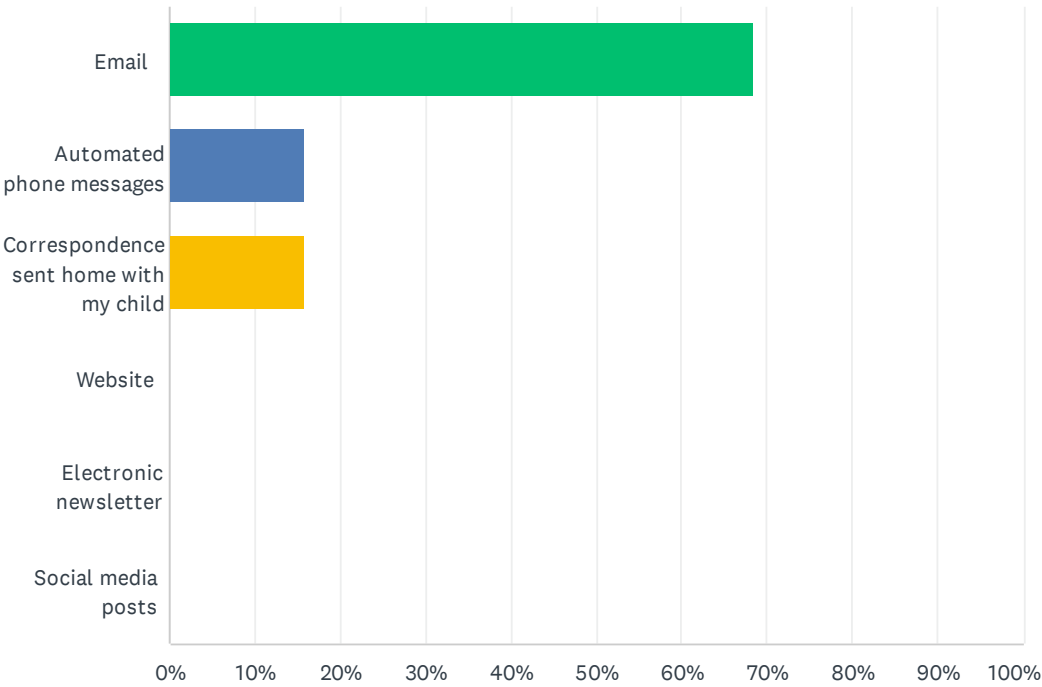
Answered: 19    Skipped: 3



ANSWER CHOICES	RESPONSES	
Email from school	84.21%	16
Email from teachers	89.47%	17
School council meetings	36.84%	7
School website	78.95%	15
School social media channels	52.63%	10
School newsletter	63.16%	12
Phone conversations with the school or teachers	52.63%	10
Correspondence sent home with my child	89.47%	17
Total Respondents: 19		

Q28 What is your most preferred method of communication from the school and Division?

Answered: 19 Skipped: 3

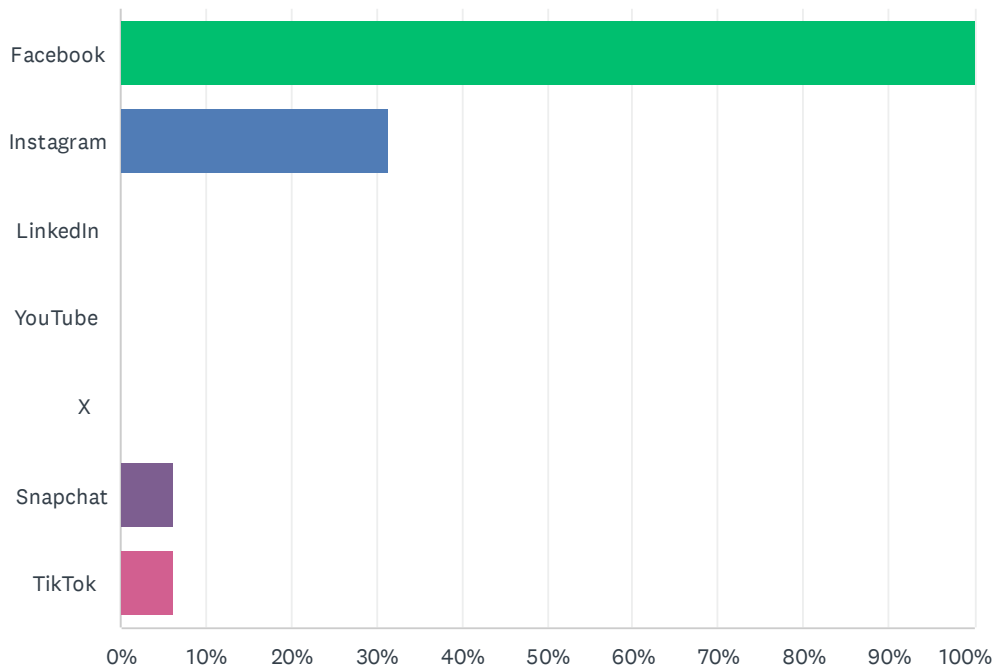


ANSWER CHOICES	RESPONSES	
Email	68.42%	13
Automated phone messages	15.79%	3
Correspondence sent home with my child	15.79%	3
Website	0.00%	0
Electronic newsletter	0.00%	0
Social media posts	0.00%	0
TOTAL		19



Q29 The Division and schools often share news and information on social media. Which of the following platforms do you use? Check all that apply.

Answered: 16    Skipped: 6



ANSWER CHOICES	RESPONSES	
Facebook	100.00%	16
Instagram	31.25%	5
LinkedIn	0.00%	0
YouTube	0.00%	0
X	0.00%	0
Snapchat	6.25%	1
TikTok	6.25%	1
Total Respondents: 16		